


# Arvada Records Search Instructions

[www.arvada.org](http://www.arvada.org), click on “Online Services”, “Online Databases and Services”, “Arvada Records”.

SEARCH: (Full Text Search)

Using the search box shown below, type a few words relating to the information being requested. Separate each subject, date, or related content phrase with the word (and), as shown in the example shown below. Click the “Search Button” to send the search request! (Clicking the “enter” button will not start the search)



## Document Search

### FULL TEXT SEARCH

Enter keywords or subjects separated by the word "and".

Example: council and agenda

Enter search string:

council minutes and 1999

Search

Your search for 'council minutes and 1999' returned 111 documents.

### Documents Found

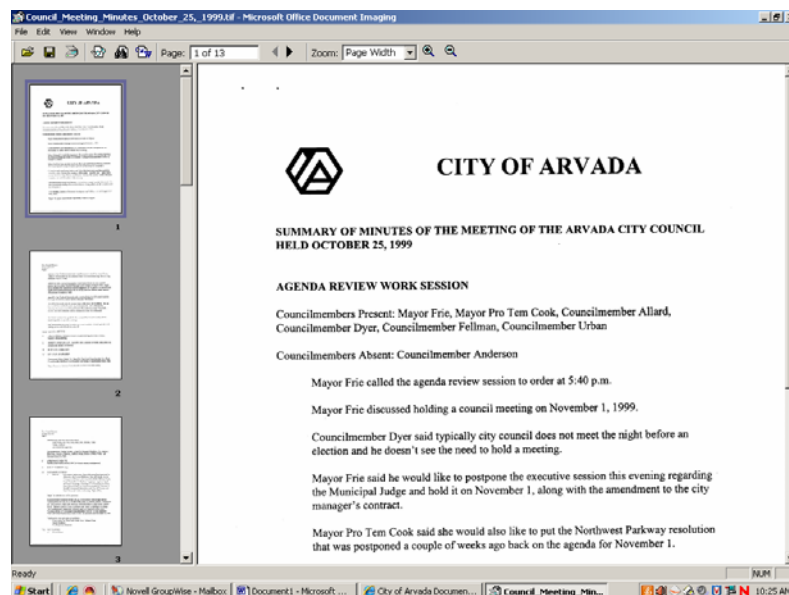
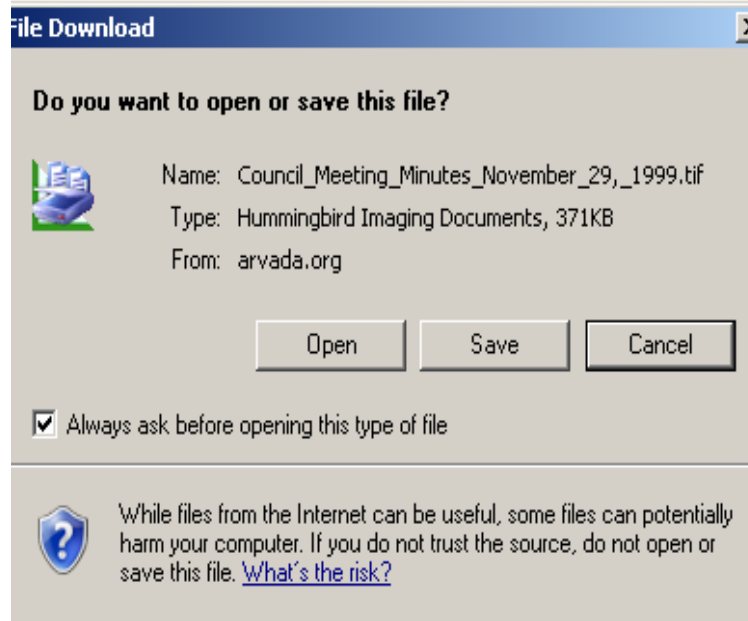
Search

Your search for 'council minutes and 1999' returned 111 documents.

Click Link	Search Score	Title
GET DOC	77 %	Council Meeting Minutes April 5, 1999
GET DOC	77 %	Council Meeting Minutes December 13, 1999
GET DOC	77 %	Council Meeting Minutes December 6, 1999
GET DOC	77 %	Council Meeting Minutes November 29, 1999
GET DOC	77 %	Council Meeting Minutes November 15, 1999
GET DOC	77 %	Council Meeting Minutes October 25, 1999
GET DOC	77 %	Council Meeting Minutes October 18, 1999
GET DOC	77 %	Council Meeting Minutes September 27, 1999
GET DOC	77 %	Council Meeting Minutes September 13, 1999
GET DOC	77 %	Council Meeting Minutes August 30, 1999
GET DOC	77 %	Council Meeting Minutes August 16, 1999
GET DOC	77 %	Council Meeting Minutes August 2, 1999
GET DOC	77 %	Council Meeting Minutes July 19, 1999
GET DOC	77 %	Council Meeting Minutes June 21, 1999
GET DOC	77 %	Council Meeting Minutes June 7, 1999
GET DOC	77 %	Council Meeting Minutes May 17, 1999
GET DOC	77 %	Council Meeting Minutes May 3, 1999
GET DOC	77 %	Council Meeting Minutes April 19, 1999
GET DOC	77 %	Council Meeting Minutes March 15, 1999
GET DOC	77 %	Council Meeting Minutes March 1, 1999

## OPEN or SAVE DOCUMENT:

Click on the “GET DOC” to open the document. The system should request the user to “Open”, “Save”, or “Cancel” the request, shown below. Click Open to view the document. The document will open in its native application, Adobe Acrobat, Microsoft Imaging Viewer, etc.



If a printed copy is required, it is quicker to save a copy to your computer before printing. The copy can then be deleted.