


The Dinosaur Play



By Kathy and Steve Notchmer

Study Guide

Written by Cayle Townsend

Produced by the Arvada Center Children's Theater, February 13 - May 4,
2007

Study Guide
Presented by:

Children's Theater
Additional funding by:



the JANUS Foundation



ST PAUL TRAVELERS

The Boeing Company

ST. PAUL TRAVELERS FOUNDATION

Kinder Morgan Foundation



This study guide is also available online at www.arvadacenter.org

The Dinosaur Play

Study Guide
by
Cayle Townsend

Friendship is the hardest thing in the world to explain. It's not something you learn in school. But if you haven't learned the meaning of friendship, you really haven't learned anything."


-Muhammad Ali

Imagine going back to visit a world millions and millions of years ago, into the atmosphere of the last age of the dinosaurs. In front of you is a dinosaur egg, tapping out a call for help. You will interpret what the egg is saying and help the egg to hatch. Help form an uneasy alliance with a rough Triceratops, protect the newly formed dinosaur family, and help defeat Tyrannosaurus Rex.

Instructional Focus: The focus of this study guide is reading and writing, theatre, visual arts and music. It was written with the Colorado Model Content Standards and differentiation in mind. Specific Standards are listed below:

Colorado Model Content Standards

Reading and Writing will be symbolized by:



- Standard 1: Students read and understand a variety of materials.
- Standard 2: Students write and speak for a variety of purposes and audiences.
- Standard 4: Students apply thinking skills to their reading, writing, speaking, listening and viewing.

Theatre will be symbolized by:



- Standard 2: Students understand and apply the creative process to fundamental skills of acting, playwriting and directing.

Visual Arts will be symbolized by:



- Standard 2: Students know and apply elements of art, principles of design, and sensory and expressive features of visual arts.

Science will be symbolized by:



- Standard 3: Students know and understand the characteristics and structure of living things, the processes of life, and how living things interact with each other and their environment.

Before the Performance:

Before coming to the Arvada Center to see the performance, you may want to engage your student's interest with one of the following activities:

1. Discuss dinosaurs briefly with your class. What do they know about dinosaurs? What different dinosaurs do they know about? Read them the play synopsis on page on of this study guide. What do they think the performance will be about? How do they think dinosaurs will be portrayed on stage?
2. Read *Do You Want to Be My Friend?* by Eric Carle to your class. Brainstorm a list of characteristics your class thinks are important for friends to have. Save this list for after the performance.
3. The Dinosaur Play has some difficult vocabulary. You may want to discuss some of these words with your class:









paleontologist	prehistoric	lecture	dinosaur	lizard
million	Jurassic	beast	interrupt	extinct
Messahippuses	euphoric	mammals	environmental	vegetarians
camouflage	maneuvers	courage	cantankerous	competence
pathetic	carnivore	herbivore	saturated	dominant












4. As members of the audience, you play an important part in the success of a theatrical performance. Please make clear to your students that the rules of attending a live theatre performance are different than watching television at home or a movie in a theatre.

We want you to laugh, cheer, clap and really enjoy your time at the Arvada Center, but there are a few rules that need to be followed. Please review the following theatre etiquette rules with your students prior to your visit:

- Food, drinks, candy and gum chewing are not permitted in the theatre.
- Do not talk, whisper, sing or hum during the performance.
- Keep feet on the floor, not on the seats.
- Performers appreciate enthusiastic applause, but not whistling or shouting.

After the Performance

1. Go back and revisit the list of things your class thought was important for friendships. Did they see any of these in the performance? Celebrate the friendships in your class by writing a book about friends and illustrating it. You could also perform a short play or readers' theatre about friendships.  2 & 4  2
2. How does friendship look? Create a mask, a short dance or play, collage, drawing, recipe or sculpture to show how friendship looks.  2  4  2
3. Draw the feeling of friendship and family.  2
4. Family mobile. Celebrate the students' families by creating a family mobile. Use pictures or drawings of each member of the family and on the back write the person's name and a nice thing about each one. Include pets, too!  2  4

5. Do a little research on dinosaurs! www.enchantedlearning.com, www.search4dinosaurs.com, <http://teacher.scholastic.com/activities/dinosaurs> are all websites with wonderful information on dinosaurs. Consider having your children do brief reports on some of the dinosaurs in the performance (apatosaurus, triceratops, and t-rex). All of these dinosaurs had special physical characteristics that helped them adapt to their environment. You could have them present their information in a poem, a paragraph or an oral presentation. For some great ideas on writing a great dinosaur report (as well as information on dinosaurs), visit <http://www.enchantedlearning.com/subjects/dinosaurs/classroom/Report.shtml>. Also visit <http://www.marshall-es.marshall.k12.tn.us/job/Read-Write/dinosaur/dinosaurs.html#anchor1558181>.  1, 2 & 4  3
6. Take a Magic School Bus ride! Visit <http://www.scholastic.com/magicschoolbus/tour/tour.htm?dinosaurs> for a game, a video clip and a quiz about dinosaurs.  4
7. Create your own dinosaur! Make a batch of modeling dough (see appendix for recipe). Give each child a ball of dough and let them go to town. They could make up a name and characteristics about their dinosaur.  2
8. Think for a moment about what it would be like to have a dinosaur right now, in your very own back yard. What would you do with your dinosaur? What would you feed it? Write about it or act it out!  2  2
9. Create your ideal dinosaur friend. Think about the things a dinosaur could do that you can not. His size may be one of the benefits! Cut raw vegetables in half and use as stamps to create a picture of your special dinosaur (potatoes, carrots, celery, apples work well). Use this information to create a FRIEND WANTED poster. Share posters with the class. Visit these websites for more information on vegetable stamping: <http://www.gardenridge.com/articledisplay.asp?ID=49&dept=8>  2 & 4
http://www.n4hccs.org/pilotapps/2008/artsandcrafts/5B_Printing_pg82_87.pdf
10. Learn a little about dinosaur eggs by visiting <http://www.nationalgeographic.com/dinoeggs/>. This website has wonderful pictures of actual dinosaur eggs and where they are found.  3  1
11. Research other eggs. Visit <http://en.wikipedia.org/wiki/Oviparous> for some great pictures and information about oviparous animals (those that lay eggs). What is the largest/smallest egg? Do any animals have strange behaviors/rituals associated with eggs? (Think Emperor penguin or the cuckoo.)  1 & 4
12. After you look at pictures and learn a little about eggs, consider having your students create their own personal egg. What color would it be? What markings would it have? How big would it be? Have your students fashion their very own egg out of clay or paper mache. Visit http://www.royalalbertamuseum.ca/vexhibit/eggs/vexhome/ord_menu.htm to see some great pictures of colorful eggs for ideas.  2 & 4
13. Write to us! Write a letter to the Arvada Center telling what you thought about the show. Mail your letters to:

Arvada Center for the Arts and Humanities

Attn: Cast of The Dinosaur Play
6901 Wadsworth Blvd.
Arvada, Colorado 80003-9985

Be sure to mail them before April 20 so the cast will be able to read them.



2 & 4

Theatre Corner

Every play produced by the Arvada Center is created by a talented team of designers, carpenters, seamstresses, props masters and lighting technicians, not to mention the director and the actors. Because it is presented live, a play is very different from a television show or a movie. As a class, discuss what you experienced when you went to the theatre.

- What was the first thing you noticed on the stage?
- Name three things you noticed about the set. Did the set help tell the story? What sort of set would you have designed?
- What did you like about the costumes? Did they fit the story? What sort of costumes would you have designed?
- What role did lighting play in telling the story? How did the lights enhance what you were seeing? What special effects were part of the play?
- Talk about the actors. Were there moments you were so caught up in the story that you forgot you were watching a play?
- Is there a TV or movie about Dinosaurs (The Land Before Time) that you've seen? What makes a stage play unique?
- Were there any actors who played more than one character? At what point in the play could you tell that it was the same person? What are some ways that you can be the same person but play different characters?

Appendix

Modeling Dough Recipe

1 cups flour

½ cup salt
2 teaspoons cream of tartar
1 cup water
1 T. oil
Food coloring (optional)

Mix the flour, salt and cream of tartar in a small bowl.
In a separate bowl, mix and liquids. Use the food coloring to mix your own colors.
Combine the two mixtures and cook on medium to low heat, stirring until the combination is the consistency of mashed potatoes.
Cool, knead a little. Store in covered container.

For coloring sheets with dinosaurs visit:

<http://www.coloring.ws/dinosaur.htm>

<http://www.bernardmost.com/ColoringPages/aaColoringPages.htm>

<http://www.kidscolorpages.com/dinosaurs.htm>

Books about Friends

OTIS, Carlson, Nancy L.

Because he doesn't like mud, Otis is different from the other pigs and has trouble finding friends.

DON'T NEED FRIENDS, Davies, Sally

After his best friend moves away, Rat rudely rebuffs the efforts of the other residents of the junkyard to be friendly, until he and a grouchy old dog decide that they need each other.

METROPOLITAN COW, Freymann, Saxton

Although his parents, very cosmopolitan cows, are uncomfortable with the idea, Bennett becomes good friends with Webster, a young pig who moves in next door.

I WISH I WERE A BUTTERFLY, Howe, James

A wise dragonfly helps a despondent cricket realize that he is special in his own way.

CORDUROY, Freeman, Dan

Little Corduroy is stuck at the department store. No one wants to buy him because he's no longer perfect. Then a little girl befriends him and winds up taking him home. This book teaches kids to appreciate things for what they are.

Books and Websites about Dinosaurs

A DINOSAUR NAMED SUE, Relf, Pat

This book covers the 1990 discovery of a nearly complete Tyrannosaurus rex skeleton, its removal, and transport to the Museum for study and reconstruction.

DINOSAURS, Eye Opener book published by Simon & Schuster

If your three- or four-year-old is obsessed with dinosaurs and wants to know more, I recommend this non-fiction book from the Eye-Openers series. Originally published by DK Publishing, it features a series of two-page spreads on different dinosaurs, with photos of lifelike models, smaller illustrations, and simple text. The text, while limited, includes information on the dinosaurs' size, eating habits, and appearance.

SCHOLASTIC DINOSAURS A TO Z: THE ULTIMATE DINOSAUR ENCYCLOPEDIA

Each of the hundreds of individual listings contains the name of the dinosaur, a pronunciation guide, the classification, size, time in which it lived, location, diet, and additional details.

<http://www.search4dinosaurs.com/a2d.htm> This website has pictures of dinosaurs A – Z.

<http://www.enchantedlearning.com/Home.html>

<http://www.proteacher.com/110055.shtml> Scroll down to see the various sites

<http://www.cln.org/themes/dinosaur.html>

Books and Websites about Eggs

AN EGG IS QUIET, Hutts Aston, Dianna

Lyrical, informative language combines with magnificent illustrations to introduce children of all ages to the world of eggs.

<http://42explore.com/eggs.htm>

<http://www.enchantedlearning.com/subjects/birds/>

http://www.aeb.org/KidsAndFamily/fascinating_egg_facts.htm

http://www.royalalbertamuseum.ca/vexhibit/eggs/vexhome/ord_menu.htm click on name of bird to see picture of egg

About the Author:

Cayle Townsend is currently teaching gifted kindergarten at Hulstrom Options School. She has taught K-6 for the past 15 years and has also presented at gifted workshops in which she shares her passion for teaching and her creative techniques that make learning enjoyable and interesting for the students. Cayle also has coached, mentored, and other wise shared her passion with other teachers and any one else who will listen. When she's not teaching, she likes to travel, read, and spend time with her husband and two teenage daughters.

